





Rap Bot





Chatterbots

In this project you'll learn how to code an Ohbot to perform a rap.



Robot Ohbot
Robot Ohbot
Robot Ohbot
Cool Cool Cool

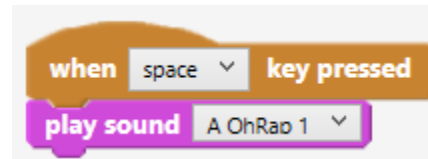
We've split the project into steps:

- Step 1: You Rap
- Step 2: Ohbot Raps
- Step 3: Change the words
- Step 4: Dance moves
- Step 5:
- Step 6:
- Step 7:
- Step 8:





Can you rap to the beat




Can you rap these words to fit the beat?

robot fusspot

robot fusspot

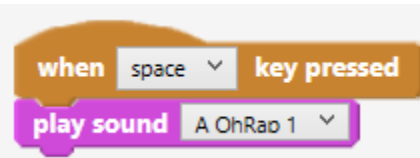
robot fusspot

oh oh oh oh





possible step here on assembling this to the beat or editing the existing program
Eg this could be to get it the right number of beats




Can you rap these words to fit the beat?

Robot Ohbot

Robot Ohbot

Robot Ohbot

Cool Cool Cool Cool






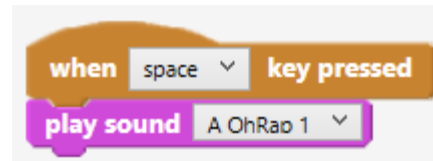
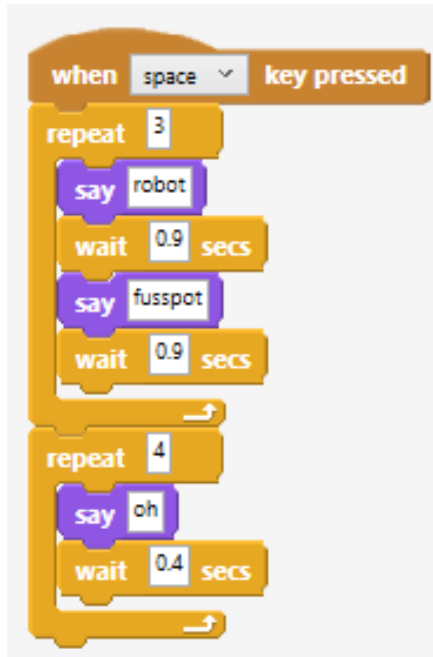
Ohbot raps to the beat

Go to file click Add and select the file OhRapper. This has added some more code to the program

Click space to see Ohbot have a go at the rap.

```
robot fusspot  
robot fusspot  
robot fusspot  
oh oh oh oh
```

Can you see how the program works?






Change the words

Let's get Ohbot rapping your words.


```
when space key pressed
repeat 3
  say robot
  wait 0.95 secs
  say ohbot
  wait 0.95 secs
repeat 4
  say Cool!
  wait 0.35 secs
```

```
when space key pressed
  play sound A OhRap 1
```





Let's Dance with key presses!






1. Add instructions to make Ohbot turn to a different position for each word in your rap.
2. Can you make Ohbot move to the words in the rap by pressing keys?
3. Rap together with your neighbours robot. Can you match movements and take turns on verses.





Do more!



<p>when left arrow key pressed</p> <p>set HeadTurn to 0</p> <p>set EyeTurn to 10</p> <p>set eyes to red</p>	<p>when down arrow key pressed</p> <p>set HeadTurn to 5</p> <p>set EyeTurn to 5</p> <p>set eyes to blue</p>	<p>when right arrow key pressed</p> <p>set HeadTurn to 10</p> <p>set EyeTurn to 0</p> <p>set eyes to green</p>
---	---	--

1. Can you add extra movements that happen at the same time? How about getting Ohbot's eyes to change colour for each word in the rap.

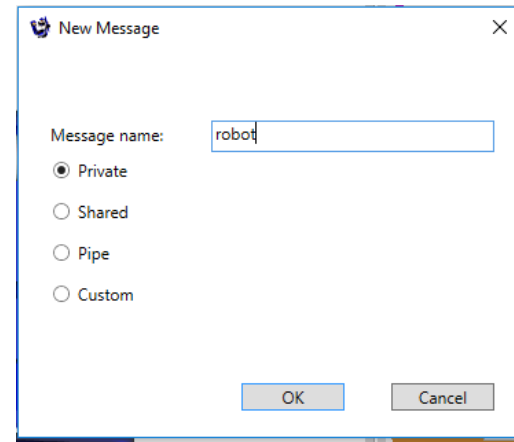




Let's Dance Automatic!

1. Can you make your robot do the movements automatically

```
New Message  
when I receive message1  
broadcast message1  
broadcast message1 and wait
```



```
when space key pressed  
repeat 3  
  broadcast robot  
  say robot  
  wait 0.9 secs  
  broadcast fusspot  
  say fusspot  
  wait 0.9 secs  
repeat 4  
  broadcast oh  
  say oh  
  wait 0.4 secs
```

```
when I receive robot  
  set HeadTurn to 0  
  set EyeTurn to 10  
  set eyes to red  
  
when I receive oh  
  set HeadTurn to 5  
  set EyeTurn to 5  
  set eyes to blue  
  set HeadNod to 3  
  wait 0.1 secs  
  set HeadNod to 5  
  
when I receive fusspot  
  set HeadTurn to 10  
  set EyeTurn to 0  
  set eyes to green
```

Done that?
Can you find a way
of making Ohbot look
up and down too?



Go beyond!

1. Add a second verse to your rap
2. Try altering Ohbot's voice curly brackets around one of the words {}

Done that?

Can you find a way
of making Ohbot look
up and down too?



10

